

TECHNICAL SPECIFICATION SHEET FOR

# Icematic CS ZP Ice Maker - Self Contained

## **CS54 ZP** Ice cubes 35mm x 37mm x H 32mm, 20g



### Ice Maker

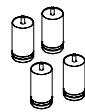
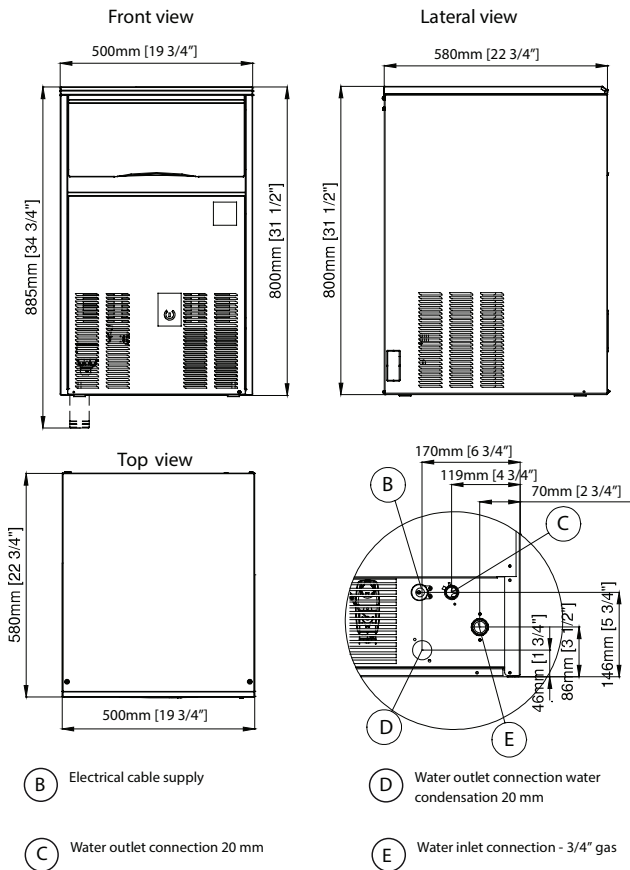
- **46kg** daily production rate
- **22kg** storage bin capacity
- W 35mm x D 37mm x H 32mm, 20g ice cubes
- **36** ice cubes per cycle
- **4.5** litres per hour water consumption
- Air cooled condensing unit
- Zero Pollution (ZP) - uses R290 propane refrigerant gas
- Energy efficient - energy saving up to 25%
- Spray system technology to produce patented pure, clear and transparent ice cubes
- Electronic bin level sensor
- Multicolour LED button for machine status - standby, cleaning, and optional Ozone cycle
- Automatic Cleaning
- Easy access internal bin pan for easy clean

- Stainless steel external body
- Front ventilation for improved yield even in critical install
- Moffat TA13-NZ filter kit, including head and fittings

Note: Ice production rate is measured with the water temperature at 10°C and an ambient temperature of 21°C.

## TECHNICAL SPECIFICATION SHEET FOR

# Icematic CS ZP Ice Maker - Self Contained CS54 ZP



Kit 4 Feet Optional  
Ø50mm H100-120 mm

### Ice production per 24 hours

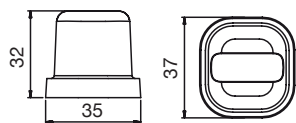
Water temperature						
°C	32°	21°	15°	10°		
Ambient temperature	10°	42	49	53	54	kg
	21°	35	41	45	46	kg
	32°	32	38	42	43	kg
	38°	28	34	38	39	kg

## CS54 ZP

### Dimensions

Width: 500mm  
 Height: 800mm  
 Depth: 580mm  
 Nett weight: 49kg  
 Packed weight: 50kg

**Ice cube production dimension**  
 Ice: 35mm x 37mm x H 32mm,  
 20g



### Water consumption

Air cooled version:  
 4.5 litres per hour

### Electrical rating

Air cooled version: 220-240V,  
 1P+N+E, 50Hz  
 Compressor power rating 1167W  
 Total absorbed power 520W,  
 10A cordset fitted

### Refrigerant type

R290

### Installation distance from wall

- rear 150mm
- right 50mm
- left 150mm

Placement of unit should be indoors in an environment that does not exceed the air and water temperature limitations of the unit

### Water connection requirements

Inlet connection: R 3/4"  
 Cold water (5-35°C)  
 Pressure (1-5 bar)  
 Water outlet connection: Ø 20mm

**Note:** 3m radius to any source of flame, combustion material or explosive material and ensure sufficient air circulation.



moffat.co.nz

New Zealand  
 Moffat Limited

Christchurch  
 45 Illinois Drive  
 Rolleston  
 Christchurch 7675  
 Telephone 03-983 6600  
 Facsimile 03-983 6660  
 sales@moffat.co.nz

Auckland  
 Telephone 09-574 3150  
 sales@moffat.co.nz

Disclaimer:  
 All unit capacities are based on subjective testing. Moffat accepts no liability for production values.



In line with policy to continually develop and improve its products, Moffat Limited reserves the right to change specifications and design without notice.

© Copyright Moffat Ltd  
 NZ.ICE.S.2201

